



Master Gardener Newsletter

New Mexico State University
Cooperative Extension Service
US Department of Agriculture
College of Agriculture & Home Economics

Dona Ana County Office
530 North Church Street
Las Cruces, NM 88001
Phone: (505) 525-6649 Fax: (505) 525-6652

Fungus Eyed as Stopper of Ash-Killing Beetle

Volume 8 Number 4

April, 2007

Inside this issue:

Beauveria bassiana, a soilborne fungus already used for keeping many insect pests in check, is being eyed as a possible control for an invasive beetle that has already killed more than 20 million ash trees in Michigan, Indiana, and Ontario.

Agricultural Research Service (ARS) entomologist John Vandenberg and colleagues want to know how well a commercial strain of *B. bassiana* stands up to the emerald ash borer after repeated applications. They are also seeing if this strain-called GHA- will work better if used with the commercial insecticide imidacloprid.

B. bassiana spores kill insects by attaching to them, germinating, and penetrating their hosts' bodies. The spores can survive to infect later pest generations. *B.*

bassiana is used against a variety of insects, including termites and whiteflies.

The emerald ash borer is thought to have entered North America during the 1990s in solid wood-packing material from Asia. Its immature larvae feed on the vascular-system tissue of ash trees.


First spotted here in 2002 near Detroit, the destructive beetle has since cost municipalities, property owners, nursery operators and forest products industries tens of millions of dollars, according to the U.S. Forest Service (USFS). Infestations were recently found in the Chicago area.

According to Vandenberg, of the ARS Plant Protection Research Unit (PPRU), Ithaca, N.Y., preliminary studies led by USFS scientist Leah Bauer have shown that the

beetle is susceptible to *B. bassiana*. However the fungus' effectiveness in larger field trials have not yet been proven.

At a commercial tree nursery near Jackson, Mich., Vandenberg, Bauer, PPRU entomologist Michael Griggs, Cornell University scientist Louela Castillo and Michigan State University researcher Houping Liu are studying the performance of the fungus on about 400 ash trees in three planting areas.

A possible strategy against the beetle would entail spraying the fungus on trees before the pests' spring mating season, according to Vandenberg.



Dear Colleagues:

We're excited to inform you about SARE's new National Continuing Education Program in sustainable Agriculture, an online course for Extension and other agricultural professionals. The course provides a detailed introduction to sustainable agriculture and what it means for farmers, ranchers and communities. Perhaps most important, it explains how sustainable concepts and principles relate to the roles of educators as they try to improve farming and ranching systems.

Learn more at www.sare.org/coreinfofor/ceprogram.htm.

In keeping with a 1994 congressional mandate requiring SARE and Extension to train all new agents in sustainable agriculture, we'd like you to encourage you and your Extension colleagues to take this free, user-friendly, self-paced course. Completing the course should help agents:

- Work even more effectively with clients.
- Develop research and education programs that address agricultural sustainability
- Adapt models that worked well for others into programming.

- Earn continuing education credits (Certified Crop Advisers only)

The course is presented in an interactive, Web-based format and includes a variety of activities, real-life examples and links to other sites offering information, resources, and assistance to help agents in their work. The course is self-paced so participant can complete it on their own schedules.

"Sustainable Agriculture: Basic Principles and Concept Overview" is the first course in a series that will cover subjects such as agroecology, strategic marketing and more. Learn more at www.sare.org or contact us. We have a promotional flyer we'd be glad to send upon request.

Regards,

Sean McGovern Sustainable Agriculture Network
1372 Norris Drive

Columbus, Ohio 43224

Phone: 614-306-6422 outreach@sare.org

Fax: 614-268-7544 <http://www.sare.org>

Lakota Flier 2

Garden Tips for April by Ann Fair 3

Fava Beans, Greens & Other Things by Darrol Shillingberg 4

Master Gardener Profile by Ann Palormo 5

Useful Master Gardener Web Links 5

From the Desk of 7

April Calendar of Events 8

May Calendar of Events 9

Of Special Interest

Information about the New Mexico Master Gardener 2007 Conference is on page 6! Sign up by May 7!!!

'Lakota'


USDA-Agricultural Research Service

Pecan Breeding Program-College Station, Texas

Tommy E. Thompson (tet1@tamu.edu) and L. J. Grauke (ljg@tamu.edu)

website: <http://www.ars.usda.gov/spa/pecan>

phone: 979-272-1402 fax: 979-272-1401



Tommy E. Thompson wrote:

Thought you might like to see the Lakota flier that we are printing for distribution to growers. Anyone that wants to make copies, please do. We have the info. Out to nurseries now and will be distributing graft wood in about a month. We are recommending Lakota as a trial cultivar for all pecan growing areas. It has done especially well in the Amarillo NFACTS test and many northern test sites. Thank s to all for helping get this release completed.

ARS was recently honored at the Western Pecan Growers Meeting for the release and introduction of Pawnee. Pawnee continues to do well in the West.

Regards to all, Tommy

'**Lakota**' originated from a controlled cross ('**Mahan**' X '**Major**') made in Brownwood, Texas, in 1964. It was tested as 64-6-502 and released cooperatively by USDA-ARS and the Kansas Agricultural Experiment Station, Kansas State University in 2007. The nut is oblong elliptic with an acute apex, a rounded base and a rounded cross section. There are 59 nuts/lb, with 62% kernel. Kernels are cream to golden in color, with medium, non-trapping dorsal grooves and rounded dorsal ridge. Nuts shell out easily into full halves and are very attractive. Time of spring budbreak is similar to **Kanza** and **Pawnee**. **Lakota** is protogynous, with early to mid-season receptivity and mid to late season pollen shed (similar to **Kanza**). **Lakota** should be a good pollenizer for, and be well pollenized by **Pawnee**, **Osage**, and **Giles**. Time of nut maturity is early, similar to **Giles**, and about two weeks after **Pawnee**. **Lakota** has performed well in tests in the northern pecan production areas of Kansas, Missouri, Illinois, Oklahoma and Texas. Trees are vigorous, upright in growth habit and develop strong limb angles and a wind-resistant tree structure. **Lakota** is very resistant to scab disease, with medium susceptibility to yellow and black aphids.



Happy Birthday!!!!

April 1 Detree Simon Steenbeeke

April 6 Motra Kantm

April 9 Terri Gutierrez

April 12 David Rodger

April 16 Ann-Shine-Ring

April 19 Sharon Poindexter

April 20 Carla Clouser

April 29 John Taylor

April 29 Susan Blank

April Garden Tips By Ann Fair

GENERAL: Turn the compost pile (FINALLY).....Prepare the soil for all New Mexico gardens, if the soil is workable.

Begin to control weeds at higher elevations. Deep water trees, shrubs, and roses as needed. Mulch around and in shrub beds to conserve moisture and keep down weeds.

Plant annual transplants at the same depth as in the contained (or slightly higher in very clay soil). Set out any seedlings sowed indoors.

Check plants for aphids and treat if necessary. "And how do you "treat". You ask. "Well, sirs and madams.....just give it the ole water treatment and they all wash away!"

Pinch mums so they are bushy in the Fall. I have read in some sources that the "pinching" ceases with the Fourth of July and they're on their own after that.....Try it and let me know!!!!

If you haven't already done so, cut back perennials from last year with a sharp pair of pruning shears, remove dead plant material all the way to the ground. Plant and transplant perennials on a cloudy day or in the early evening.

Remember, perennials come back every year, so find out about how large your plant will get and space accordingly. Keep track of what looks good and what does not. You can transplant in the fall. Go for it!!!! Lots of perennials planted close together look beautiful and are easier to weed.

Soak bare-root plants in a bucket of water for about 30 minutes before planting.

Plant ground covers. Ground covers are plants that usually grow low to the ground and spread out. Here are a few things to note: Ground covers are a good substitute for lawn, although they're not meant for a lot of traffic. Once established, ground covers require little maintenance. Find out if your ground cover grows better in the sun or in the shade and plant accordingly. Get rid of all weeds before you plant.

The best time to water is early in the morning. (outdoors)

Take note of when the last killing frost date is for your area and be careful not to plant annuals before this time. Las Cruces is in Zone 7 and the last frost is as late as April 27 in that zone.

Plant summer- flowering bulbs.

INTERIOR PLANTS: Most foliage and flowering houseplants should be watered once a week, and the soil kept evenly moist. To start off, water your plant and come back in four hours. If there is no water in saucer, water again. There should be enough standing water in the saucer that the plant can gradually use it for the next 2 or 3 days. (The saucer will then be empty.) Do not mist your plants.....



Q ...I recently saw a garden where all the dying bulb foliage had been neatly braided. Is this a good idea?

A . . . The best thing to do after bloom time is to let things alone, allowing the foliage to die at its own pace. When asked about braiding and bundling bulb foliage before it goes completely yellow, Dr. William Miller, a bulb specialist at Cornell University, said, "Unequivocally—don't. Now you never have to ask again."

Until that last drop of chlorophyll is gone, food is being made. Compulsive neatening reduces carbohydrate production because sunlight cannot get to all the leaf surfaces. Cutting prematurely is even worse. If you really need to braid, grow garlic.

From: The New York Times Gardening Questions & Answers


Fava Beans, Greens and Other Things

Fava Beans (*Vicia faba*) also know as horse beans, faba beans and broad beans are the one of the oldest agricultural crops dating back at least 5,000 years. Historically they were grown mostly for the fresh green and dried beans in Asia and Europe. In my garden, I grow them for the greens and the green beans and for their nitrogen contribution to the soil. In fact, it would be difficult to grow sustainably without them.

Not heard of fava greens – well you’re not alone. I grew them for years and never ate the greens, but enjoyed them as raw green beans – mostly eaten in the garden, although a few made it to the salad bowl. But, why not eat the greens, which are delicious both raw and cooked. If you want to try them here, you will have to grow your own – they are simply not available otherwise.

If you are growing any of your own food, including fava beans in your inter-planting and rotational planting strategies will provide excellent nutritional food for you, your soil creatures and other companion plants – particularly during the cooler growing seasons. You can grow both Sweet Loraines and Guatemala Purples here through the winter season,

without covers, by planting them in September and October. The seeds need 65-70 F soil temperatures to germinate well and moderate to cool daytime temperatures to bloom and set fruit well – ideal for late fall and early winter. Not to worry about an early frost – they are cold tolerant to 10F.



Green Manure

We have all heard about it, some plant it - mostly during winter as a cover crop – but few eat it. Just the term, Edible Green Manure, takes a while to adopt. But, if you can handle “Green Eggs and Ham”, why not “Edible Green Manure”? It does make your garden more vigorous, by making your soil richer, while producing food for the gardener. Incidentally, fava beans are not the only edible green manure – all of the legumes work that way, even though most are planted as food crops not manure crops. While most green manure is traditionally grown during winter and plowed under in early spring, there are other and better ways to accomplish soil fertility in the kitchen garden.


Fava Beans and Garlic

Fava beans and garlic are a delicious culinary combination as well as an excellent inter-planting strategy. In September or October, set out a bed of garlic cloves on an 8-inch grid and sow fava beans between them. The garlic will sprout and set down a strong root system during winter. Those fava beans will germinate and grow vigorously thorough winter – providing fava greens for the salad bowl or steamer. By picking back the fava bean plants, you are periodically reducing the root to shoot ratio, making the accumulated nutrients available to the soil colony and garlic plants. When the fava beans start to bloom profusely, (early April) cut the plants off just beneath the soil and use the tops for mulch in the remaining garlic bed – the soil colony will do the rest of the work for you. About this time, the garlic plants need root space and nutrition as the soil warms and they begin growing delicious bulbs for your culinary pleasure. You might call this strategy – “having your green manure and eating it too”.

till next time,

Darrol Shillingburg
Doña Ana County Extension Master Gardener





Master Gardener Profile: Mary Thompson

By Ann Palormo

Mary Thompson has been an active gardener for 44 years. She and her husband have lived in their home in the North Alameda section of Las Cruces since 1962. She particularly likes to grow perennials. She has sweet alyssum, chrysanthemums, penstemon, echinacea, and bergamot to name a few. If you include bulbs as perennials she has summer-snow-flake, daffodils, crocus, and narcissus.

She signed up for the Master Gardener program after seeing how much her daughter learned when she took the course in Virginia. Mary likes to develop new plants from cuttings and hopes to take what she learned in class to improve her skills in that area.

Now that she has retired, Mary has more time to devote to her gardening efforts and the Master Gardener program. She had a variety of careers including selling real estate and serving five terms in the New Mexico House of Representatives. Her husband is retired from White Sands. Now, according to Mary, he is an excellent repairman of every kind of thing. The Thompsons' grown children live in Chesapeake, VA and Los Altos, CA.

Mary has been an active volunteer with many organizations in Las Cruces. When she wants a quiet change of pace, she enjoys sewing, reading and needle work of various kinds.



Useful Master Gardener Web Links

Dona Ana County Extension Office



<http://donaanaextension.nmsu.edu>

There is currently no linkage between the Dona Ana County Extension Office webpage and the Dona Ana County Extension Master Gardener Webpage – it is easy to remedy, but so far only Sandoval County has a function direct linkage between those two sets of information.

Doña Ana Extension Master Gardener Website



<http://spectre.nmsu.edu/dept/welcome.html?t=damg>

This is the Master Gardener website set up for the county level. It is where you will find the newsletter, applications and training schedules for Dona Ana Master Gardeners. This page appears to be “orphaned” as I could not link to it from any other page in the College of Ag and Home Econ, or NMSU Extension web. It does show up in a search from NMSU.edu.

New Mexico Extension Master Gardener Website



<http://cahe.nmsu.edu/mastergardener/>

This is the state Master Gardener website. It has not had new content added to it recently although it is well linked into the new NMSU website.

Master Gardener 2007 Conference Website



<http://valenciamg.org/2007/>

If you are interested in tracking the 2007 conference and having current info, this is the site.

ANNUAL NM-MG CONFERENCE 2007



Who: Hosted by the Valencia Master Gardeners

When: Thursday, June 7 through Saturday, June 9, 2007

Where: The Calvary Chapel, Rio Grande Valley in Belen, NM

From the south (Las Cruces) take exit 191 off I-25 north.

Registration Forms Due: May 7 for early registration

Cost: \$45.00 if paid by May 7; \$60.00 if after May 7

For Additional Information and/or Registration Forms: www.valenciamg.org

Valencia County Extension Office: (505) 841-5301

Or Dona Ana County Extension Office (505) 525-6649

AGENDA

Thursday, June 7

- 1:00 to 3:30 Early registration at Calvary Chapel
 2:00 to 3:30 Tour 1 begins: New Mexico Travertine and at Mesa Gardens
 3:30 to 5:00 Tour 2 begins: New Mexico Travertine and at Mesa Gardens
 5:30 to 7:30 PM General Registration, Harvey House
 5:30 PM Harvey House Reception with Belen Railroad Club

Friday, June 8

- 7:00 to 8:15 Registration
 8:00 to 8:30 Coffee, Welcome remarks
 8:30 to 9:45 Main Speaker: Bill Dunmire: "Our Gift From Spain: Mediterranean Crops and Cuisine come to New Mexico."
 9:45 to 10:00 Break
 10:00 to 11:00 Featured Speaker: Judith Phillips "Arid Advantages: Designing Gardens for the Desert"
 11:00 to 12:00 Panel Discussion: NMSU trends, Allison Chipman, moderator
 12:00 to 1:00 Lunch, door prizes (lunch included in registration)
 1:00 to 2:30 Break out sessions:
 1. Dr. David Dreesen: "Use of Native Grasses as Ground Covers, Specimen Plants, and Herbaceous Windbreaks."
 2. Michael Martin Melendrez: "Trees of New Mexico's Landscapes, Past - Present and Future."
 3. Paul Zalesak: "Irrigation: An Evolution of Applied Water."
 4. Dr. Richard Melzer: "A Slice of Everyday Life as Written in Rio Abajo Classified Newspaper Ads."
 5. Jim Brooks: "Composting and Mulching."
 2:30 to 2:45 Break
 2:45 to 4:00 Break out sessions and Coordinator's meeting:
 1. Ted Hodoba: "Growing Useful Native Plants in Your Garden"
 2. Judith Phillips: "VIA - Planning and Implementation"
 3. Linda DeVine: "Herbs and Edibles: Choosing the Wild and Weedy"
 4. David Salman: "Ornamental Grasses: Arriving in NM Gardens from the Mountains, Plains and Deserts of the World"
 5. Ken Hayes/B. Costanza: "Orchards of the Rio Grande"
 6:00PM Dinner at Teofilos Restaurant in Los Lunas.
 On Main Street (6), Just West of 314, on the North side of the street.

Saturday, June 9

- 7:00 to 8:00 AM Registration, coffee, (order and pay for lunch)
 8:00 to 9:00 AM Panel discussion: current concerns of drought and excessive rains, Dr. Curtis Smith, Moderator
 9:00 to 10:00 Break "On the Plaza" food, door prizes, exhibits of MG projects.
 10:00 to 11:30 Break out sessions:
 1. Kitty Riordan/Lynne Kottel: "Historic and Contemporary Uses of Native and Cultivated Gourds in the Southwest."
 2. Luis Guzman: "Gardening in New Mexico: A Historical Perspective."
 3. Gordon Tooley: "Fruit Tree Grafting and Genetic Preservation."
 4. Jacqueline Guilbault: "How a 'Water Conservation Garden' Came to Be."
 5. Rex Franklin: "The History of Grapes in New Mexico."
 11:30 to 12:00 Vendor presentations, door prizes, visit exhibits
 12:00 to 1:00 Lunch, door prizes
 1:00 to 3:00 Tours:
 1. A Water Conservation Garden with Ted Hodoba
 2. NMSU Science Center with Dr. Ron Walser and Dr. David Dreesen

The Valencia County Extension Master Gardeners Association has been established to provide plant science and practical horticulture learning opportunities to local gardeners. The Association will also plan and develop advanced training experiences to increase the community's knowledge of botany and related sciences. The Association with the cooperation and support of the Valencia County Cooperative Extension Service, will voluntarily conduct home gardening educational or service activities to promote and support botanical and horticulture beautification, and ecological projects planned by Valencia County. The communities currently served by the Valencia County Extension Master Gardeners Association include Los Lunas, Bosque Farms, Peralta, El Cerro Mission, Meadow Lake, Tome, Belen, West Mesa of Belen, Highland Meadows, Los Chavez, Pueblitos, Jarales, Bosque, Rio Communities, Tierra Grande, La Constancia, and Va-

From the Desk of

The last spring frost hit right on time, the first week of April. I know some fruit growers that lost part of their crop and some shrubs that got a few brown tips. The commercial pecan crop was beginning to break bud and the commercial chile crop is just beginning to be "drug-off" and the seedlings emerge. Hope none of you suffered any damage to your early tomato crop!

Many of the long-term weather forecasts are predicting continued hot, dry summers. Remember that even with the wild rainy season last year, we are still in a long term drought cycle. As Master Gardeners we need to continue to remind other gardeners as well as newcomers to the area that water conservation is very important. We should become advocates for xeriscaping and water efficient gardens/landscapes.

We have several events coming up in the months of April and May. First, remember the Master Gardener Plant Sale on April 21 at the LC Downtown Mall during the Farmers Market hours, then UTEP Annual Native Plant Sale on April 28 & 29, the Chihuahuan Desert Nature Park Desert Expo 2007 on the Downtown Mall on May 3, the Las Cruces Garden Tour on May 5. and the NMSU Onion Field Day on May 23 at Fabian Garcia Plant Science Center. If you need more information on any of these events, please call Barbara or John at the office.

I will be attending the National Master Gardener Conference in Little Rock, Arkansas the first week of May. I hope that I can bring back lots of ideas and examples to use in our county programs as well as on a statewide basis. I will have several things to share from the conference at the May monthly meeting. Don't forget to register for the NM Master Gardener Conference June 7-9 in Belen, NM. I think they have a good conference planned and it would be great to have a nice sized Las Cruces contingent at the conference. Lodging reservations need to be made quickly.

Please stay in contact with the office as to volunteer opportunities. Don't forget to sign up for Hotline hours and keep your volunteer hour log sheets filled in and returned. Try to make the monthly meetings each month (the third Wednesday).

Horticulturally Yours,

John M. White

John M. White

Dona Ana County Extension Program Director

Agriculture Agent – Horticulture, Agronomy, 4-H and Adult



If you are an individual with a disability who is in need of an auxiliary aid or service to participate in an Extension activity, please contact John M. White at 505-6649 at least two weeks prior to the event.


New Mexico State University is an equal opportunity/affirmative action employer and educator. NMSU and the US Department of Agriculture Cooperating.




April 2007



Sun	Mon	Tue	Wed	Thu	Fri	Sat
<p>1</p> 	2	<p>3 MG</p> <p>Telephone Hotline</p> <p>9 am to 1 pm Extension Office Dixie LaRock Frank Conner Maureen Pollack</p> <p>Kids, Kows & More</p>	4	5	<p>6 MG</p> <p>Telephone Hotline</p> <p>9 am to 1 pm Extension Office</p> <p>Alberta Morgan John Hydeman Ann Shine-Ring</p>	7
8	9	<p>10 MG</p> <p>Telephone Hotline</p> <p>9 am to 1 pm Extension Office</p> <p>Lynn Moseley Sarah Wood Margaret Shutt</p>	11	12	<p>13 MG</p> <p>Telephone Hotline</p> <p>9 am to 1 pm Extension Office</p> <p>Ann Shine-Ring Dana Baker Nancy Taylor</p>	<p>14</p> <p>Sunscape Program</p> <p>UTEP Centennial Museum</p> <p>John M. White Wynn anderson</p>
<p>15</p> 	16	<p>17 MG</p> <p>Telephone Hotline</p> <p>9 am to 1 pm Extension Office</p> <p>Dee Davis Joan Lane Maureen Pollack</p>	<p>18 MG</p> <p>Newsletter Meeting 8 am to 9 am MONTHLY MEETING 9 am to 11 am</p> <p>John M White</p>	19	<p>20 MG</p> <p>Telephone Hotline</p> <p>9 am to 1 pm Extension Office</p> <p>Kathi Barit Frank Conner Anita Morales</p>	<p>21 MG</p> <p>Plant Sale</p> <p>8:00am-12:30pm</p> <p>Farmer's Market On the Downtown Mall</p> <p>Barbara Sallach</p>
22	23	<p>24 MG</p> <p>Telephone Hotline</p> <p>9 am to 1 pm Extension Office</p> <p>Bonnie Eisenberg Sharon Poindexter Margaret Shutt</p>	25	26	<p>27 MG</p> <p>Telephone Hotline</p> <p>9 am to 1 pm Extension Office</p> <p>Kathi Barit Peg Hoffman Nancy Taylor</p>	<p>28 Native Plant Sale</p> <p>8 am to 4 pm UTEP Centennial Museum</p> <p>John M. White Wynn Anderson</p>
<p>29 Native Plant Sale</p> <p>8 am to 4 pm UTEP Centennial Museum</p> <p>John M. White Wynn Anderson</p>	30					



May 2007



Sun	Mon	Tue	Wed	Thu	Fri	Sat
		1 MG Telephone Hotline 9 am to 1 pm Extension Office Bonnie Eisenberg Sarah Wood Tom Packard	2	3 CDNP Desert Expo 7:30 am to 2 pm LC Downtown Mall John M. White	4 MG Telephone Hotline 9 am to 1 pm Extension Office Alberta Morgan Frank Conner Dixie LaRock	5 Las Cruces Garden Tour Elks Club Area Of Las Cruces All Day Collette Bullock John M. White
6	7	8 MG Telephone Hotline 9 am to 1 pm Extension Office Dixie LaRock Joan Lane Joanne Embury	9	10	11 MG Telephone Hotline 9 am to 1 pm Extension Office Ann Shine-Ring Kathi Barit Anita Morales	12
13 	14	15 MG Telephone Hotline 9 am to 1 pm Extension Office Dee Davis Ann Palormo Margaret Shutt	16 MG Newsletter Meeting 8 am to 9 am MONTHLY MEETING 9 AM TO 11 AM John M. White	17	18 MG Telephone Hotline 9 am to 1 pm Extension Office Franklin and Desiree Simon Nancy Taylor	19
20	21	22 MG Telephone Hotline 9 am to 1 pm Extension Office Kathi Barit Peg Hoffman John Hyndman	23	24	25 MG Telephone Hotline 9 am to 1 pm Extension Office Judy Picker Craig Severy Anita Morales	26
27	28	29 MG Telephone Hotline 9 am to 1 pm Extension Office OPEN/VACANT	30	31		